



Holiday HOMEWORK

A little Learning
every day,
makes every day
better!



READ

EXPLORE

PRACTICE

CREATE

IMAGINE

GROW

- Explore.
- Learn.
- Have Fun!
- Be You!





HOLIDAY HOMEWORK




ENVIRONMENTAL STUDIES


Q.1 Food Chart Activity

Make a chart and divide it into 3 parts:

 **Energy Giving Food**
(any 5)



 **Body Building Food**
(any 5)






 **Protective Food**
(any 5)



Q.2. Fabric Collection Activity (in scrapbook)

Collect pieces of cloth like cotton, silk, wool, etc. and paste neatly.

- ◆ Write its name (cotton/silk/wool etc.)
- ◆ Write 3 simple lines about it
- ◆ Identify: Natural fibre or Man-made fibre
- ◆ Write where it comes from (plant  / animal )

✦ Example: Cotton – comes from plants 








Q.3 3D Plant Model

Make a 3D model using clay/paper/cardboard.
Include and label clearly:

Oral Task

Learn and prepare 10 simple lines on parts of a plant.



-  Roots
-  Stem
-  Leaves
-  Flowers
-  Fruits

4 St. Joseph's Convent School, Piproli

4

Class – 2nd

7

HOLIDAY HOMEWORK

2

MATHEMATICS

3



1) Tables Practice



Learn and write tables from 2 to 12



Write each table 3 times in your 3-in-1 notebook



2



2) Scrapbook Project – 3D Shapes




Prepare a scrapbook on the topic "3D Shapes"



What to do:


- ◆ Draw or paste different 3D shapes
- ◆ Write about each shape:

- Sides
- Corners
- Faces



+ – 3) Chart Activity

Make a chart on Addition and Subtraction.



6



4) Mental Maths – Complete the following Worksheets.

Page no. (8, 9, 12, 13, 14, 15, 16, 17, 18 and 19)



3

St. Joseph's Convent School, Piproli

Class - 2nd

HOLIDAY HOMEWORK

HINDI



1) पठन एवं लेखन अभ्यास

- रोज़ाना अखबार पढ़ें
- सभी मात्राओं के 10-10 शब्द लिखें
- हर शब्द से सरल और सुंदर वाक्य बनाएं

(यह कार्य अपनी C.W. कॉपी में साफ-सुथरा लिखें)



2) रचनात्मक कार्य (Creative Activity)



अपने दोस्त को जन्मदिन की शुभकामनाएँ देने के लिए



एक सुंदर और आकर्षक ग्रीटिंग कार्ड बनाएं



Holiday Homework – English



Class: 2nd



1 Reading Activity

Read one short story daily (from any storybook)

Write:

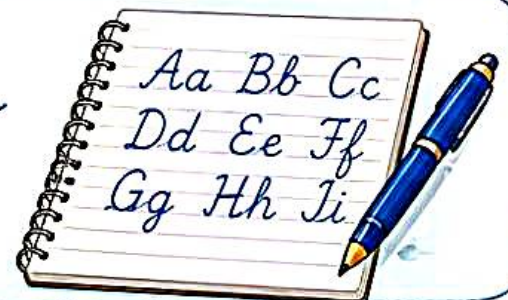
- Name of the story
- 2–3 lines about it



2 Cursive Writing Practice

Do one page daily of cursive writing

Write in your 3-in-1 notebook



3 Dictation Practice

- Practice 2 new words daily
- Write them neatly in your 3-in-1 notebook



4 Creative Writing Activity

Imagine your own story and make a small book (3–4 pages only)

Draw characters and color them nicely



5 Grammar Activity

Make a chart on Helping Verbs



Examples:

is
am
are

was
were

has
have



Do your work neatly and creatively.

Happy Learning & Happy Holidays! 






St. Joseph's Convent School, Piproli

Class - 2nd



HOLIDAY HOMEWORK

COMPUTER



The worksheets
will be provided
in the
WhatsApp group.

